


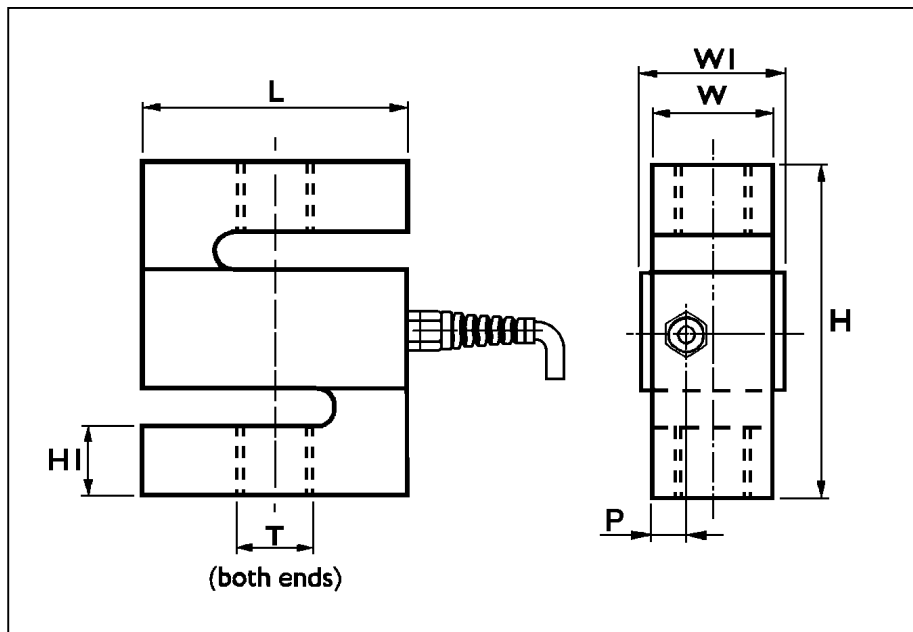
# LSS STAINLESS LOADCELL



LOADCELL CAPACITIES: 500,1000, 2000 and 5000kg.

## SPECIFICATION


Rated output	2.0mV/V nom	Excitation voltage	10VAC or DC
Total error	<±0.05% of rated output	Maximum excitation	15VAC or DC
Zero return (30 mins)	<±0.05% of applied load	Input impedance	400±20 ohms
Zero balance	±0.04 mV/V	Output impedance	350±3 ohms
Operating temperature	-30 to +90°C	Insulation impedance	>5000 Mohms
Compensated range	-10 to +40°C	Defl.at rated capacity	<0.4mm
Safe overload	150%	Weight 500/2000kg	0.9 kg
Material	Stainless steel	Weight 5000kg	1.9 kg
Cable	5 m, 6 core screened	Protection	IP68



## DIMENSIONS

MODEL	H	L	W	W1	T	H1	P
LSS 500	90	70	32	32	M12 x 1.75p or 1/2" 20 UNF	19	10.4
LSS 1000	90	70	32	32	M16 x 2.0p or 1/2" 20 UNF	19	10.4
LSS 2000	90	70	32	32	M16 x 2.0p or 3/4" 16 UNF	19	10.4
LSS 5000	120	100	45	45	M24 x 2.0p or 1" 12 UNF	26	13.8

Data sheet LSS/0807 . All dimensions are in mm. Details may change without notice, please ask for confirmation if required



## **Industrial Measurements Ltd**

Willow Industrial Park, Willow Road, Trent Lane, Castle Donington,  
Derby DE74 2NP Phone: (0)1332 810240 Fax (0)1332 812440

Email: [mail@indmeas.co.uk](mailto:mail@indmeas.co.uk) Web: [www.indmeas.co.uk](http://www.indmeas.co.uk)